





























































Hersteller/Maschinentyp	Maschinen-Aufnahme	Adapter-Aufnahme	+	kwb Multitool Quick Change	=	Passt!
<b>AEG</b> BWS 12 C		 Adapter Ihrer Maschine	+		=	
<b>ALDI (Workzone/Topcraft)</b>			+		=	
<b>ALPHA TOOLS</b> A180			+		=	
<b>BATAVIA</b> ZZ 9506, TD 8501, 10,8V Li 7050776			+		=	
<b>BLACK &amp; DECKER</b> MT250KA, MT300KA, BD200MTB	 Quick Change	 Adapter Ihrer Maschine	+		=	
<b>BOSCH</b> PS50-2A, MX25EC-21, PMF 180 E, PMF 190 E, PMF 10,8 Li, PMF 250 CES, GOP 250 CE, PS 550-2A 12V Multi-X			+		=	
<b>CRAFTSMEN</b> Nextec 5910 12 V, Nextec 174J8		 Adapter Ihrer Maschine	+		=	
<b>CRAFTSMEN</b> Craftsman G2 Cordless Nextec Tool-Free Multitool #67537 Variable Speed Oscillating Multifunction Power Tool #67256 base model fixed speed Oscillating Multifunction Power Tool #67707 12 Volt Lithium-Ion Oscillating Multifunction Power Tool #67538 Variable Speed Multifunction Air Tool #68303 Fixed speed Oscillating Multifunction Power Tool #68861 Fixed speed Oscillating Multifunction Power Tool		 Adapter Ihrer Maschine	+		=	
<b>DEWALT</b> DWE 315, DCS 355	 Quick Change	 Adapter Ihrer Maschine	+		=	
<b>DREMEL</b> MM20, Multi-Max TM 8300-q, MM40 (Quick Change)			+		=	
<b>EINHELL</b> RT-MG 200 E, RT-MG 10,8Li, BT-MG 180, BT-MG 220 E, TE-MG 12 Li, RT-MG 10,8 Li, 8/1 Li			+		=	
<b>ERGOTOOLS</b> Pattfield E-119 250 E			+		=	
<b>FEIN MULTIMASTER</b> FMM 250		 kwb-Adapter (708700)	+		=	
<b>FERM</b> OTM-1001, OTM-1003		 kwb-Adapter (708700)	+		=	
<b>LIDL (PARKSIDE)</b> PMFV 280			+		=	
<b>LIDL (PARKSIDE)</b> PMFV 280 A2, PDMT 6.2 A1			+		=	
<b>LUX TOOLS</b> AMF 12 Li, MFW 220		 Adapter Ihrer Maschine	+		=	
<b>KRAFTRONIC</b> Multitool KT-MT-200						
<b>MAC ALLISTER</b> 2426-22MM12, MMT 108, 10,8 Li		 Adapter Ihrer Maschine	+		=	

Hersteller/Maschinentyp	Maschinen- Aufnahme	Adapter- Aufnahme	+	kwb Multitool Quick Change	=	Passt!
<b>MAKITA</b> BTM40, BTM50, BTM 50RF1J4, BTM 50ZJX3			+		=	
<b>MASTERCRAFT</b> BWS 12 C			+		=	
<b>MEISTER BASIC</b> BMT-250			+		=	
<b>MILWAUKEE</b> 2426-22MM12, M 12 12V Multi-Tool-Kit			+		=	
<b>PORTER CABLE</b> 250MT, PC250MTK, PCL120MT, PCE605, PCCK510LA, PCC510B			+		=	
<b>RIGID</b> JobMax			+		=	
<b>ROCKWELL</b> RK5100K, RK5101K, RK5102K, RK5105K, RK5106K, RK5107K, RK5108K			+		=	
<b>RYOBI</b> RMT 12011 L, RMT 18011 L, RMT 1801 M			+		=	
<b>SKIL</b> Multi-Tasker 147D, 1400 2.0 Amp, 1470 AA			+		=	
<b>STANLEY FATMAX</b> FME600 Oscillating Tool, FME600K Oscillating Tool Kit			+		=	
<b>WESTFALIA</b> TD 8501			+		=	
<b>WORX</b> Worx 250W Sonicrafter WX671, Worx 12V Sonicrafter, Worx Sonicrafter Pro 250 W, Worx SoniCrafter Pro 12V Li WX673			+		=	
<b>KWB-ADAPTER (708700)</b> Für viele Maschinentypen geeignet. Beinhaltet zwei unterschiedliche Adapter.			+		=	